



# MAMBA U-CHANNEL SUPPORT POST

## INSTALLATION INSTRUCTIONS

PART# MAMBA-SP-\*

1. Drill a 1" hole on one side of marker post, and a 5/16" hole on other side at desired height.
2. Place U-Channel Support Post in ground to desired height. (Fig. 1)
3. Slip marker post over U-Channel Post and attach using hardware shown below (not included).
  - a. Line up 5/16" (small hole with the U-Channel. (Fig.2)
  - b. Insert washer/lock nut through the 1" hole (larger hole). (Fig. 3)
  - c. Insert hex bolt with washer through the 5/16" hole (smaller hole) and the U-Channel. (Fig. 3)
  - d. Tighten lock nut (Fig. 4).

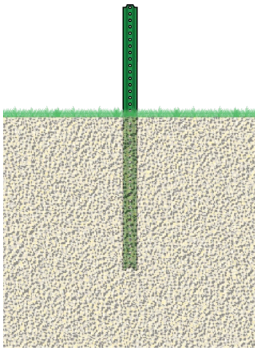


Fig. 1

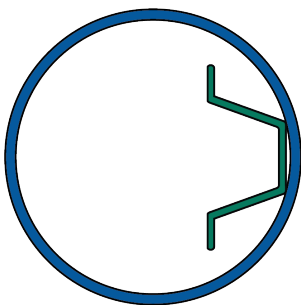
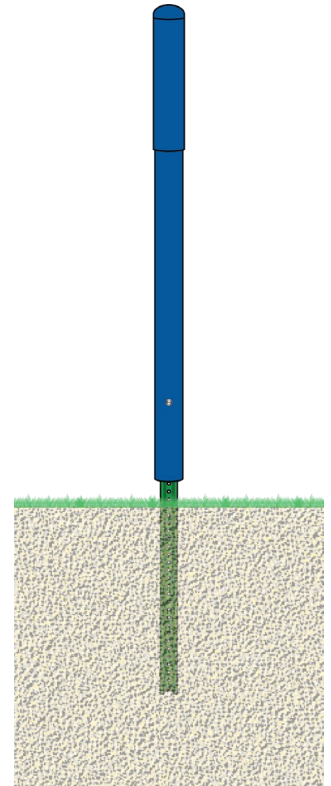


Fig. 2

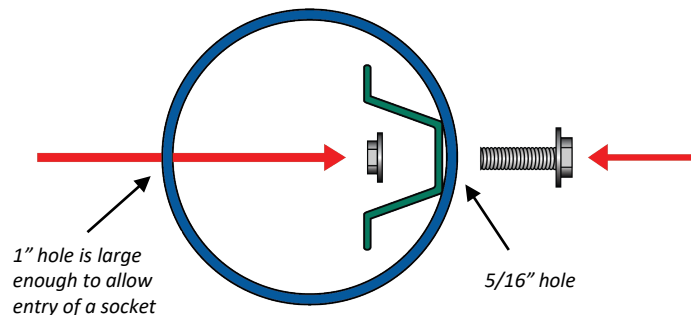


Fig. 3

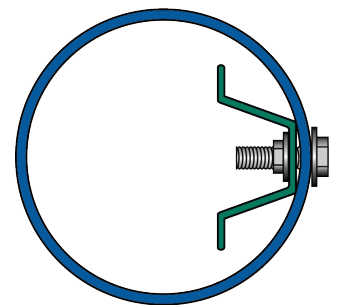


Fig. 4